

**UNITED STATES  
SECURITIES AND EXCHANGE COMMISSION**  
Washington, D.C. 20549

**FORM 8-K**

**CURRENT REPORT  
Pursuant to Section 13 or 15(d) of the Securities Exchange Act of 1934**

Date of Report (Date of earliest event reported): November 8, 2024

**NextCure, Inc.**

(Exact name of registrant as specified in its charter)

**Delaware**  
(State or other jurisdiction of incorporation)

**001-38905**  
(Commission File Number)

**47-5231247**  
(IRS Employer Identification No.)

**9000 Virginia Manor Road, Suite 200**  
**Beltsville, Maryland**  
(Address of principal  
executive offices)

**20705**  
(Zip Code)

Registrant's telephone number, including area code: **(240) 399-4900**

(Former name or former address, if changed since last report.)

Check the appropriate box below if the Form 8-K filing is intended to simultaneously satisfy the filing obligation of the registrant under any of the following provisions:

- Written communications pursuant to Rule 425 under the Securities Act (17 CFR 230.425)
- Soliciting material pursuant to Rule 14a-12 under the Exchange Act (17 CFR 240.14a-12)
- Pre-commencement communications pursuant to Rule 14d-2(b) under the Exchange Act (17 CFR 240.14d-2(b))
- Pre-commencement communications pursuant to Rule 13e-4(c) under the Exchange Act (17 CFR 240.13e-4(c))

Securities registered pursuant to Section 12(b) of the Act:

Title of each class	Trading Symbol(s)	Name of each exchange on which registered
Common Stock, \$0.001 par value per share	NXTC	Nasdaq Global Select Market

Indicate by check mark whether the registrant is an emerging growth company as defined in Rule 405 of the Securities Act of 1933 (§230.405 of this chapter) or Rule 12b-2 of the Securities Exchange Act of 1934 (§240.12b-2 of this chapter). Emerging growth company

If an emerging growth company, indicate by check mark if the registrant has elected not to use the extended transition period for complying with any new or revised financial accounting standards provided pursuant to Section 13(a) of the Exchange Act.

**Item 7.01 Regulation FD Disclosure**

Beginning on November 8, 2024, the Company will be hosting calls with members of the investment community, which may reference presentation materials. The Company is furnishing a copy of such presentation materials, which is attached hereto as Exhibit 99.1.

The information furnished in this Item 7.01 (including Exhibit 99.1) shall not be deemed to be “filed” for purposes of the Exchange Act, or otherwise subject to the liabilities of that section, and is not incorporated by reference into any filing under the Securities Act, or the Exchange Act, except as shall be expressly set forth by specific reference in such a filing.

**Item 9.01 Financial Statements and Exhibits**

(d) Exhibits.

<b>Exhibit No.</b>	<b>Description</b>
<a href="#">99.1</a>	<a href="#">NextCure, Inc. Presentation dated November 8, 2024</a>
104	Cover Page Interactive Data File (embedded within the inline XBRL document)

---

**SIGNATURE**

Pursuant to the requirements of the Securities Exchange Act of 1934, the registrant has duly caused this report to be signed on its behalf by the undersigned hereunto duly authorized.

Dated: November 8, 2024

**NEXTCURE, INC.**

By: /s/ Steven P. Cobourn  
Name: Steven P. Cobourn  
Title: Chief Financial Officer

---



**NextCure**

# Corporate Presentation

NASDAQ: NXTC

---

## Forward-Looking Statement

To the extent that statements contained in this presentation are not descriptions of historical facts, they may be deemed to be forward looking statements under the Private Securities Litigation Reform Act of 1995. These statements are based on current expectations, forecasts, assumptions and other information available to NextCure as of the date hereof. Forward-looking statements include statements regarding NextCure's expectations, beliefs, intentions or strategies regarding the future and can be identified by forward-looking words such as "may," "will," "potential," "expects," "believes," "intends," "hope," "towards," "forward," "later" and similar expressions. Examples of forward-looking statements in this presentation include, among others, statements about the development plans for our products, statements about the progress and evaluation and expected timing of results of NextCure's ongoing or planned clinical trials, expectations regarding the potential benefits, activity, effectiveness and safety of our research stage, preclinical stage, and clinical stage therapeutic candidates, NextCure's financial guidance, expected upcoming milestones, and NextCure's plans, objectives and intentions with respect to the discovery and development of therapeutic products. Forward-looking statements involve substantial risks and uncertainties that could cause actual results to differ materially from those projected in any forward-looking statement. Such risks and uncertainties include, among others: the impact of the COVID-19 pandemic on NextCure's business, including NextCure's clinical trials, third parties on which NextCure relies and NextCure's operations; positive results in preclinical studies may not be predictive of the results of clinical trials; NextCure's limited operating history and no products approved for commercial sale; NextCure's history of significant losses; NextCure's need to obtain additional financing; risk related to clinical development, marketing approval and commercialization; the unproven approach to the discovery and development of product candidates based on NextCure's discovery platform; and dependence on key personnel. More detailed information on these and additional factors that could affect NextCure's actual results are described in NextCure's filings with the Securities and Exchange Commission (the "SEC"), including in Item 1A of NextCure's most recent Form 10-K, subsequent Form 10-Q and elsewhere in the Company's filings with the SEC. You should not place undue reliance on any forward-looking statements. Forward-looking statements speak only as of the date of this press release, and NextCure assumes no obligation to update any forward-looking statements, except as required by law, even if expectations change.

---

## Value-Driven ADC Opportunity

### SIGNIFICANT OPPORTUNITY

- Antibody-drug conjugate targeting B7-H4
  - Differentiated linker for improved safety and increased efficacy
  - Completed GLP tox study and GMP manufacturing for Ph 1 trial
- 

### 2024-2025 DELIVERABLES

- IND submission expected Q4 2024
  - Breast, endometrial and ovarian cancers
  - POC expected in 2025
- 

### RUNWAY

- Balance sheet, ~\$75 M, end of Q3
  - Runway 2H 2026
-



## LNCB74


**LEVERAGING OUR DEEP EXPERTISE IN B7-H4 AND COLLABORATION WITH LCB TO DEVELOP A DIFFERENTIATED THERAPEUTIC**

**IND 4Q 2024**

---



## Focused on a Clinically Validated Target with High Unmet Need

PROGRAMS	TARGET	CELLS	DISCOVERY	PRECLINICAL	PHASE 1	PHASE 2	PHASE 3	ANTICIPATED MILESTONES
<b>LNCB74 (ADC)</b> Co-development with  <b>LCB</b> LigandChemBio	B7-H4	Tumor Cells	<b>Breast, Ovarian, Endometrial</b>					POC 4Q 2025



**B7-H4 ADC**



**LNCB74**

**Differentiated ADC**



**NOVEL APPROACH**

Unique antibody linker strategy  
Co-development partnership  
with LCB

---

**PATIENT SELECTION STRATEGY**

CLIA validated IHC  
biomarker assays

**DEEP EXPERTISE**

Significant B7-H4 experience  
LCB's substantial ADC know-ho

---

**THERAPEUTIC POSITIONING**

Improved safety and efficacy

---

## B7-H4 is the Next Target of Interest in Women's Cancer



### NextCure, LegoChem\* join big-league rivals in antibody-drug conjugate race

\*Currently known as LigaChemBio

Journal of  
Clinical  
Oncology\*

Phase 1 study of SGN-B7H4V, a novel, investigational vedotin antibody–drug conjugate directed to B7-H4, in patients with advanced solid tumors (SGNB7H4V-001, trial in progress).

ANNALS OF  
ONCOLOGY  
DRUG THERAPY IN ONCOLOGY

381O First-in-human/phase I trial of HS-20089, a B7-H4 ADC, in patients with advanced solid tumors

Journal of  
Clinical  
Oncology\*

XMT-1660: A phase 1b trial of a B7-H4 targeted antibody drug conjugate (ADC) in breast, endometrial, and ovarian cancers.

ApexOnco  
OncologyPipeline

#### Pfizer shuffles its deck post-Seagen

The group's B7-H4-targeting bispecific is out, in favour of Seagen's ADC.

AAGR  
American Association  
for Cancer Research

Abstract 2947: Preclinical evaluation of a novel B7-H4 targeted antibody-drug conjugate AZD8205 as a single agent and in combination with novel PARP inhibitor and checkpoint blockade



In 2nd big deal of the day, GSK inks \$1.4B pacy for Hansoh gynecology cancer asset

## Deep Expertise in B7-H4



NextCure

- Extensive publications
- Expertise in expression
- Repertoire of models
- Top-tier KOL collaborative network
- Validated patient selection assay



LCB  
LigaChemBio

- Co-development & cost-sharing
  - Significant success advancing ADCs
  - Differentiated linker technology
-

# LNCB74

## IND Year-End 2024

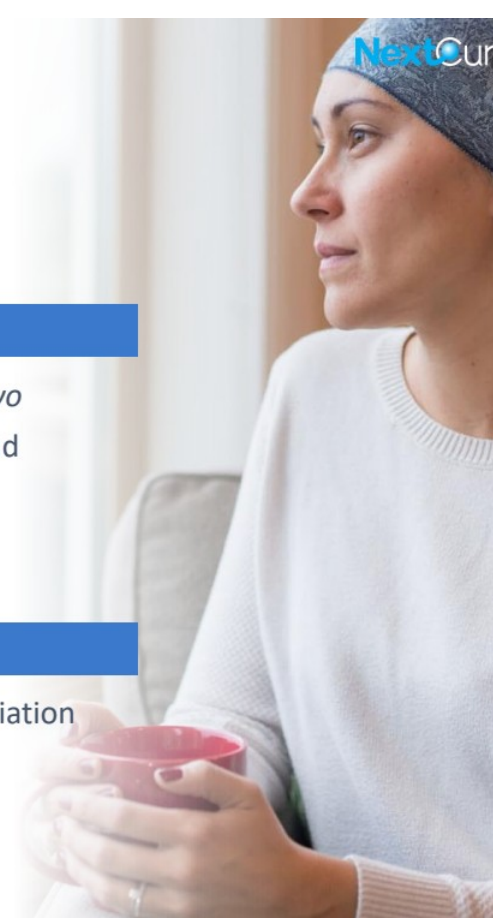


### COMPLETED

- ✓ Potent pre-clinical activity *in vitro* and *in vivo*
- ✓ DRF & GLP tox studies – favorable safety and tolerability profile
- ✓ Favorable pre-IND feedback from FDA
- ✓ GMP manufacturing

### ONGOING

- Planning for IND filing in 4Q 2024 & Ph1 initiation



## LNCB74 Is an Anti-B7-H4 MMAE ADC

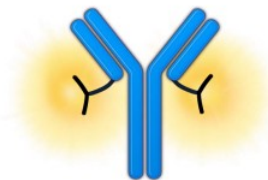
### STRUCTURAL DIFFERENTIATION

Antibody



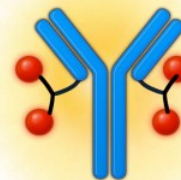
**Fc Modification**  
Protects immune cells

Linker



**Tumor Selectivity**  
Glucuronidase cleavable linker  
provides greater selectivity  
and specificity

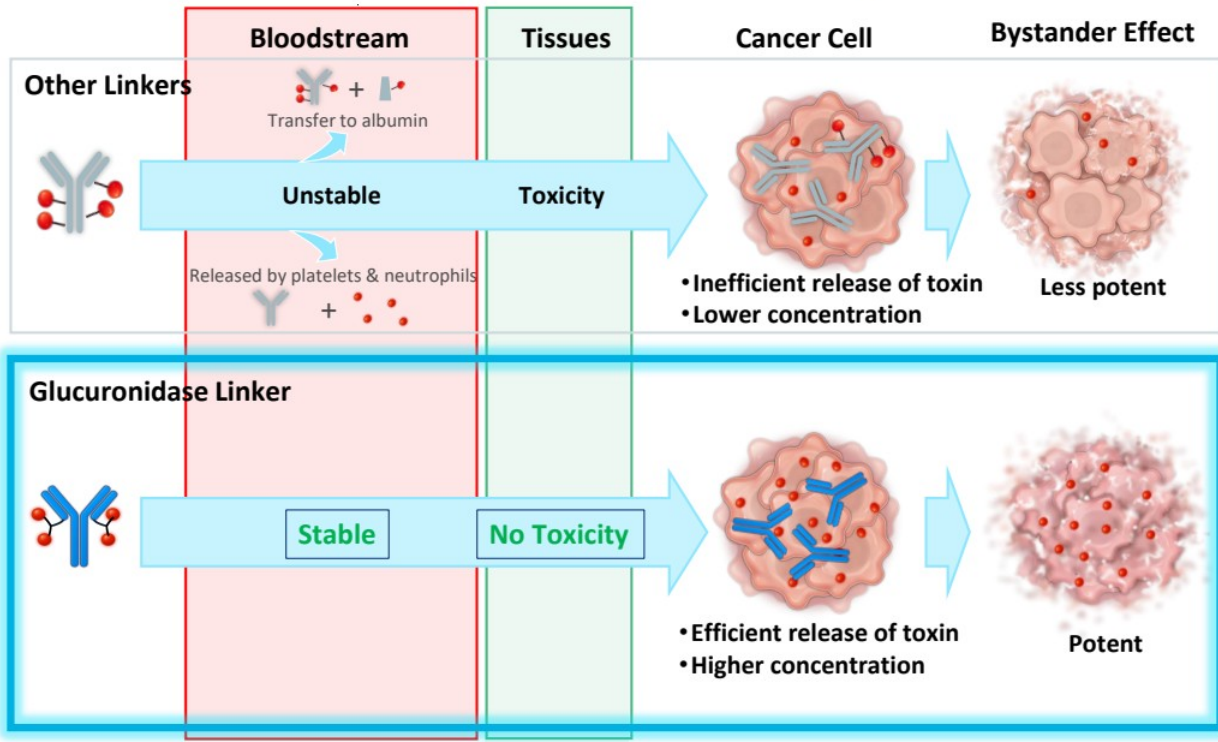
Payload



**MMAE DAR 4**  
Improves safety and control  
over how the payload  
is dispersed

---

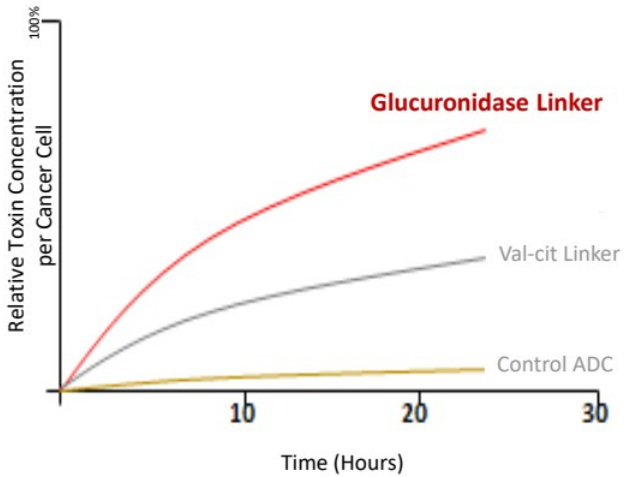
# LNCB74 Uses Differentiating Glucuronidase Linker for Potentially Improved Safety & Efficacy



Linker	Protease or esterase cleavable
Payload	Tubulin or Topoisomerase inhibitors
Conjugation	Site Specific cysteine
DAR	~4, 6, 8

Linker	Glucuronidase cleavable
Payload	Tubulin inhibitor
Conjugation	Site Specific
DAR	4

## Key Differentiating Features of Glucuronidase Linkers



### Glucuronidase Linker

- Site specific attachment to mAb
- Highly stable linkage
- Specifically cleaved in cancer cells
- Efficient release of payload
- Higher concentration of toxin per cancer cell

### Val-Cit Linker

- Non-specific attachment to
- Unstable linkage
  - Prone to transferring to albu
  - Increases toxicity
- Susceptible to cleavage by platelets and neutrophils, increasing toxicity
- Less efficient release of pay
- Lower concentration of tox cancer cell

- Improved therapeutic index
- Higher efficacy
- Lower toxicity
- Less frequent dos

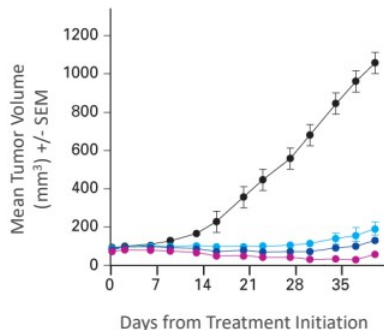


# LNCB74 Shows Potent Anti-Tumor Activity in CDX and PDX Models

## CDX

### BREAST (ZR-75-1)

- Vehicle
- LNCB74 (3 mg/kg)
- LNCB74 (1 mg/kg)
- LNCB74 (6 mg/kg)



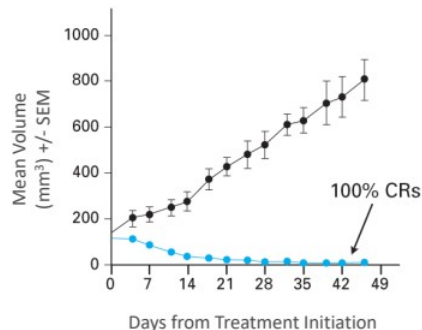
Days from Treatment Initiation

Dosing

Q7D x 3

### OVARIAN (OVCAR-3-B7-H4-OE)

- No Treatment
- LNCB74 (6 mg/kg = 0.114 MMAE)



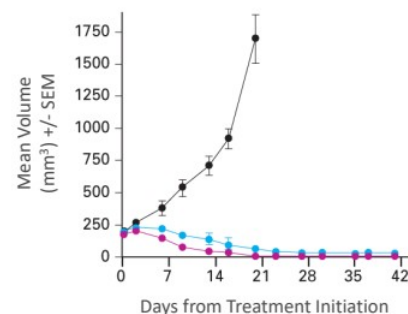
Days from Treatment Initiation

Single dose

## PDX

### TNBC (CTG-0012)

- No Treatment
- LNCB74 (1.5 mg/kg = 0.0275 MMAE)
- LNCB74 (4.5 mg/kg = 0.08 MMAE)

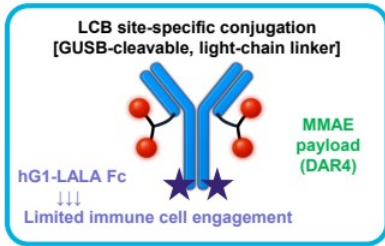


Days from Treatment Initiation

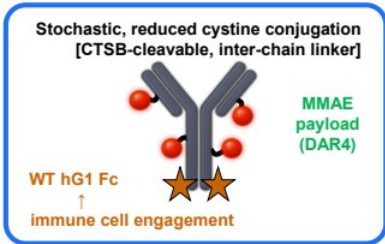
1.5 mg/kg: Q7D x 3  
4.5 mg/kg: single dose

# LNCB74 is More Effective than Comparator B7-H4-MMAE

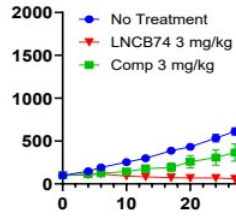
**LNCB74  
(B7-H4 ADC)**



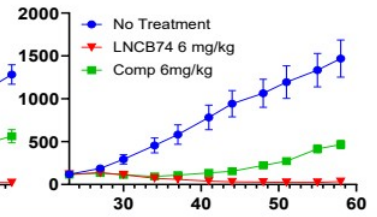
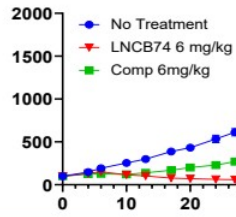
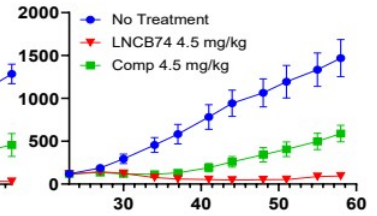
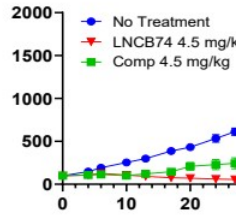
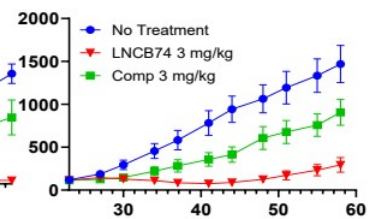
**Comparator  
val-cit MMAE  
(B7-H4 ADC)**















**HCC1569 HER2+ BC**



**OVCAR3 OC**



# B7-H4 is a Validated ADC Target

		 		  Partnership with		
Key Features	LNCB74	SGN-B7H4V	XMT-1660	HS-20089	AZD8205	DB-1312 / BG-0
ADC Design	<ul style="list-style-type: none"> <li>B7-H4 mAb</li> <li>Glucuronidase cleavable linker</li> <li>Monomethyl Auristatin E (MMAE)</li> <li>DAR 4</li> </ul>	<ul style="list-style-type: none"> <li>B7-H4 mAb</li> <li>Val-Cit cleavable linker</li> <li>Monomethyl Auristatin E (MMAE)</li> <li>DAR ~4</li> </ul>	<ul style="list-style-type: none"> <li>B7-H4 mAb</li> <li>Protease cleavable linker</li> <li>Auristatin F-HPA (Dolasynten)</li> <li>DAR 6</li> </ul>	<ul style="list-style-type: none"> <li>B7-H4 mAb</li> <li>Protease cleavable linker</li> <li>TOPO1 inhibitor (Exatecan)</li> <li>DAR 6</li> </ul>	<ul style="list-style-type: none"> <li>B7-H4 mAb</li> <li>Pegylated Val-Ala cleavable linker</li> <li>TOPO1 inhibitor (Proprietary)</li> <li>DAR 8</li> </ul>	<ul style="list-style-type: none"> <li>B7-H4 mAb</li> <li>GGFG cleavable linker</li> <li>Non-Pgp substrate p</li> <li>DAR 6</li> </ul>
DLT	Safe and tolerable up to 10 mg/kg*	1.25 (N=1) or 1.5 mg/kg (N=2)	TBD	7.2 mg/kg (N=2)	3.2 mg/kg (N=2)	TBD
Common Aes	No major toxicity observed in NHPs	Neutropenia, Peripheral sensory neuropathy, Nausea, Fatigue, Anemia, Dyspnea, Hypotension, and Pneumonia	TBD	Leukopenia, Neutropenia, Nausea, Anemia, Vomiting, Fatigue, Thrombocytopenia, Increased ALT and AST, Anorexia, and Hyponatremia	Nausea, Neutropenia, Thrombocytopenia, Anemia and WBC decrease	TBD
RESPONSES	<ul style="list-style-type: none"> <li>IND 4Q 2024</li> </ul>	<ul style="list-style-type: none"> <li>TNBC: 1 CR / 8 PR (N=42)*</li> <li>HR+/HER2- Breast: 5 PR (N=24)*</li> <li>Ovarian: 2 PR (N=15)</li> <li>Endometrial: 1 CR (N=16)</li> </ul>	TBD	<ul style="list-style-type: none"> <li>TNBC: 6 PR (N=16)</li> <li>Ovarian: 2 PR (N=3)</li> </ul>	<ul style="list-style-type: none"> <li>Ovarian 3 PR (N=7)</li> <li>Breast 3 PR (N=17)</li> <li>Endometrial 3 PR (N=12)</li> </ul>	TBD
Data Source	 *Cyno tox study	 *Pfizer Oncology Innovation Day February 29, 2024				

## GLP Tox and GMP Manufacturing Complete

### TOX STUDY

<b>Species</b>	Cynomolgus
<b>Dose Range</b>	4, 7 & 10 mg/kg Q3W, i.v.
<b>Evaluation</b>	Toxicology profiling, pathology, hematology, immunotoxicology
<b>Findings</b>	Favorable safety and tolerability profile

### GMP MANUFACTURING

- Master cell bank generated
- Process development complete
- Antibody manufactured
- Clinical supply ready

## LNCB74 Ph1 Monotherapy Study Plans



### DOSE ESCALATION

- 5 dose cohorts
- Regimen Q3W
- N=65 subjects



**Readout:** Scans every 6 weeks

**Endpoint:** Safety

### DOSE EXPANSION

- 2 dose cohorts
- 2 tumor types
- N=80 subjects
- Pre-treatment & on study biopsies



**Readouts:** Scans every 6 weeks

**Endpoints:** Safety and ORR



# Opportunity to Develop Differentiated B7-H4 ADC Therapeutic



POTENTIAL FOR IMPROVED  
SAFETY & EFFICACY

UNMET NEED IN BREAST &  
GYNECOLOGICAL CANCERS

PATIENT SELECTION  
STRATEGY

---

## Programs Available for Partnering

PROGRAMS	TARGET	CELLS	DISCOVERY	PRECLINICAL	PHASE 1	PHASE 2	PHASE 3
NC410 Combo	LAIR-2	Extracellular Matrix	Ovarian				
			Colorectal (CRC)				
NC525	LAIR-1	Leukemia	Acute Myeloid Leukemia				
NC605	S15	Osteoclasts	Osteogenesis Imperfecta				
NC181	APOE4	Microglia & Neurons	Alzheimer's Disease				



## Anticipated Milestones

### SIGNIFICANT OPPORTUNITY

- Antibody-drug conjugate targeting B7-H4
  - Breast, endometrial and ovarian cancers
  - Differentiated linker for improved safety and increased efficacy
- 

### 2024-2025 DELIVERABLES

- IND submission expected Q4 2024
  - Completed GLP tox study and GMP manufacturing for Ph 1 trial
  - POC expected in 2025
-